



# **CLICK it**

To The Future



Grade 1

Grade 1

# **CLICK it**

## To The Future

### **Author**

Dina Talal Khuffash

### **Editor**

Neda AbdelHamid

**CLICK it:** To the Future



© 2010 LKD Educational Resources

Published by LKD Educational Resources

Tel : +962 6 5374141 | Fax: +962 6 5516404

P. O. Box: 851346 Amman, Jordan 11185.

E-mail : [info@lkd.com.jo](mailto:info@lkd.com.jo)

Website : [www.lkd.com.jo](http://www.lkd.com.jo)

First Published 2010

ISBN: 978-9957-532-00-0

# CONTENTS

## **Chapter 1** Computers

---

Lesson 1 : Welcome to the Computer Lab .....	<b>6</b>
Lesson 2 : What is a Computer? .....	<b>9</b>
Lesson 3 : Why and Where Do We Use Computers? .....	<b>13</b>
Lesson 4 : More About Computers .....	<b>15</b>
Lesson 5 : Computer Devices .....	<b>17</b>
Lesson 6 : Turning The Computer On and Off .....	<b>24</b>
Lesson 7 : What is on My Computer Desktop .....	<b>29</b>

## **Chapter 2** MS Paint

---

Lesson 8 : MS Paint .....	<b>36</b>
Lesson 9 : Using a Brush and Colors .....	<b>39</b>
Lesson 10 : More MS Paint Tools: Fill with Color, Lines & Curves .....	<b>42</b>
Lesson 11 : Drawing Shapes .....	<b>45</b>
Lesson 12 : Typing Letters Using MS Paint .....	<b>50</b>
Lesson 13 : Save , Open & Print .....	<b>52</b>
Lesson 14 : MS Paint Project .....	<b>54</b>

## **Chapter 3** Typing and Notepad

---

Lesson 15 : The Keyboard .....	<b>58</b>
Lesson 16 : Typing Basics .....	<b>61</b>
Lesson 17 : Notepad .....	<b>63</b>
Lesson 18 : Typing in Notepad .....	<b>65</b>
Lesson 19 : Saving A File on Notepad .....	<b>66</b>
Lesson 20 : Open a File .....	<b>69</b>
Lesson 21 : Caps Lock .....	<b>72</b>
Lesson 22 : The Shift Key .....	<b>74</b>
Lesson 23 : Backspace & Undo .....	<b>75</b>
Lesson 24 : Highlight, Copy & Paste .....	<b>78</b>
Lesson 25 : Print .....	<b>82</b>
Lesson 26 : Notepad Project.....	<b>86</b>
Grade One Projects .....	<b>87</b>

# Chapter 1




## Welcome to the Computer Lab

### Computer Lab Rules.

In the first lesson, we will set the computer Lab Rules. Make sure you always follow these rules.

- Enter the lab quietly.
- Sit in your place.



- Make sure to listen to all the directions.

- No eating or drinking is allowed in the Computer Lab at any time.



- Voices should be kept to a whisper voice.





- Make sure you keep the lab neat and clean.



- Whenever you have any question, just raise your hand.




- Take good care of the computer lab equipment.

## What is a Computer?

What is a computer?

Where do we use computers?

Why do we use computers?



So, to give a definition of the computer, we can say: "**A Computer is a device that helps people do many things in a fast organized way**".

Computers are seen everywhere.  
At home, there can be different kinds of computers.

- Desktop computer



- Laptop



- Mobile phones

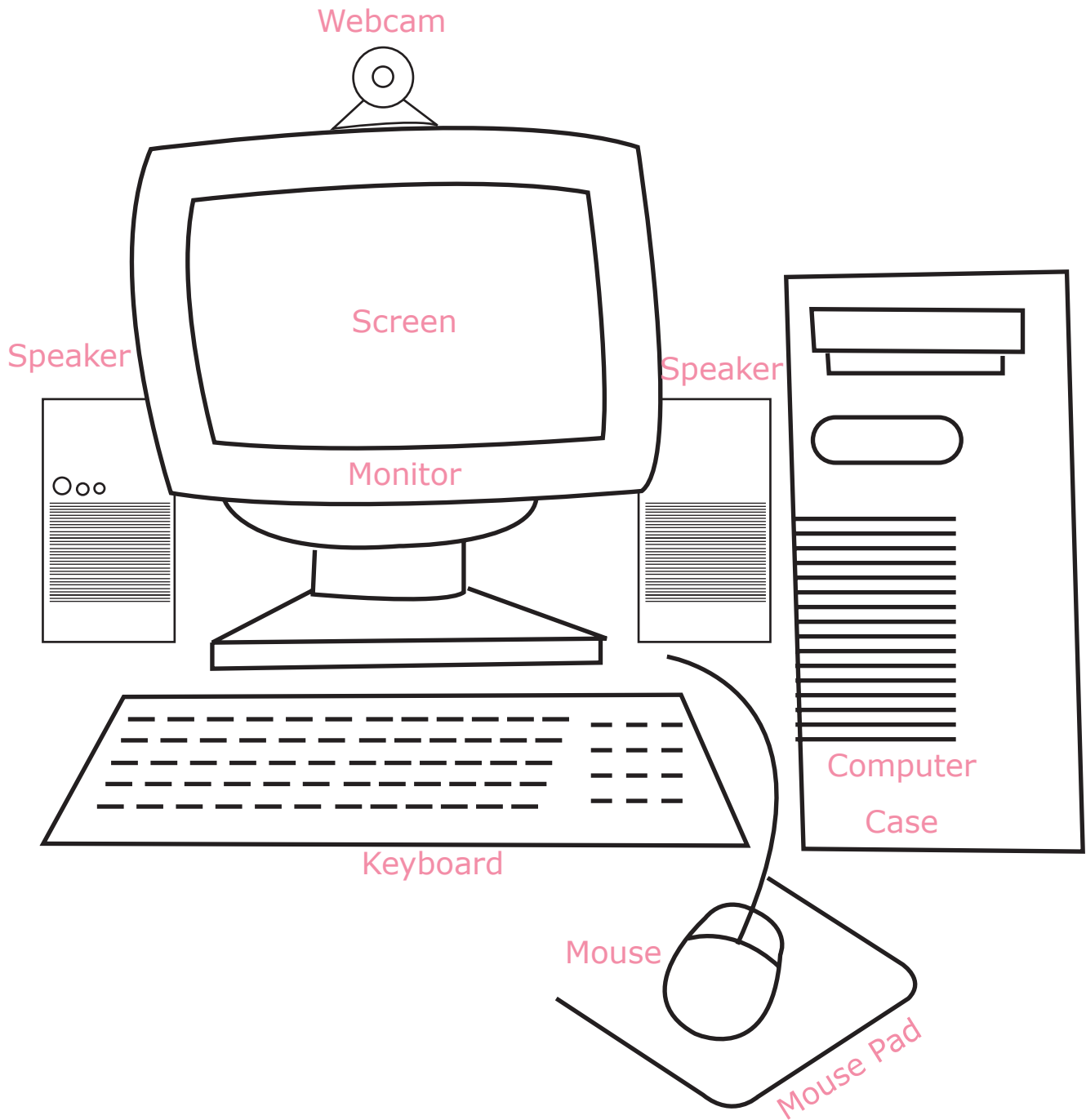


Computers are seen almost everywhere. Can you name some places where you can see computers other than at home?

- \_\_\_\_\_
- \_\_\_\_\_
- \_\_\_\_\_
- \_\_\_\_\_
- \_\_\_\_\_

### Lesson 2 Activity

Now, color the parts of the computer.



## Why and Where Do We Use Computers?

Computers are used in many places such as schools, hospitals and supermarkets.



Why do you think computers are used this much in different places?

**Some of the reasons why we use computers are:**

1. Computers make our work more organized.
2. Computers can locate documents and folders fast.
3. Computers can do a lot of things at the same time.

So, as you can see, computers have many advantages and uses.

**Your homework for this lesson is:**

Ask your parents what do they need a computer for, then list three reasons below:

- \_\_\_\_\_
- \_\_\_\_\_
- \_\_\_\_\_

## More About Computers

In this lesson, match each sentence with the correct picture by drawing a line between them.

1 Computers are used in Supermarkets.

2 Computers are used in Hospitals.

3 Computers are used in Banks.

4 Computers are used in Schools.

5 Computers are used in Police Stations.

6 Computers are used in Airplanes.





Read each sentence then circle True or False:

- Computers are not used in hotels.  
True / False
- Computers help to organize our work.  
True / False
- Computers can't store a lot of information.  
True / False
- Computers can't be used to play games.  
True / False
- Computers help us to do calculations.  
True / False

Published By



[www.lkd.com.jo](http://www.lkd.com.jo)

